


The Water Cycle

Coloring Book!




COLLEGE OF AGRICULTURE
AND LIFE SCIENCES

COOPERATIVE EXTENSION
Cochise County



Evaporation



Evaporation is when the sun heats up water in rivers or lakes or the ocean and turns it into vapor or steam. The water vapor or steam leaves the river, lake or ocean and goes into the air. Make your own evaporation. With an adult's help, heat some water in a kettle. Watch closely! Do you see the steam rising? That's evaporation!

Condensation



Water vapor in the air gets cold and changes back into liquid, forming clouds. This is called condensation.

To see condensation in action, put a large (at least 8 ½ x 11) piece of cardboard (a book will work) in the freezer for about an hour. Now, take the boiling kettle of water and hold the cold book about 1 foot over the spout (right in the steam... wear oven mitts). Water droplets will form on the book. That's condensation!

Precipitation



Precipitation occurs when so much water has condensed that the air cannot hold it anymore. The clouds get heavy and water falls back to the earth in the form of rain, hail or snow.

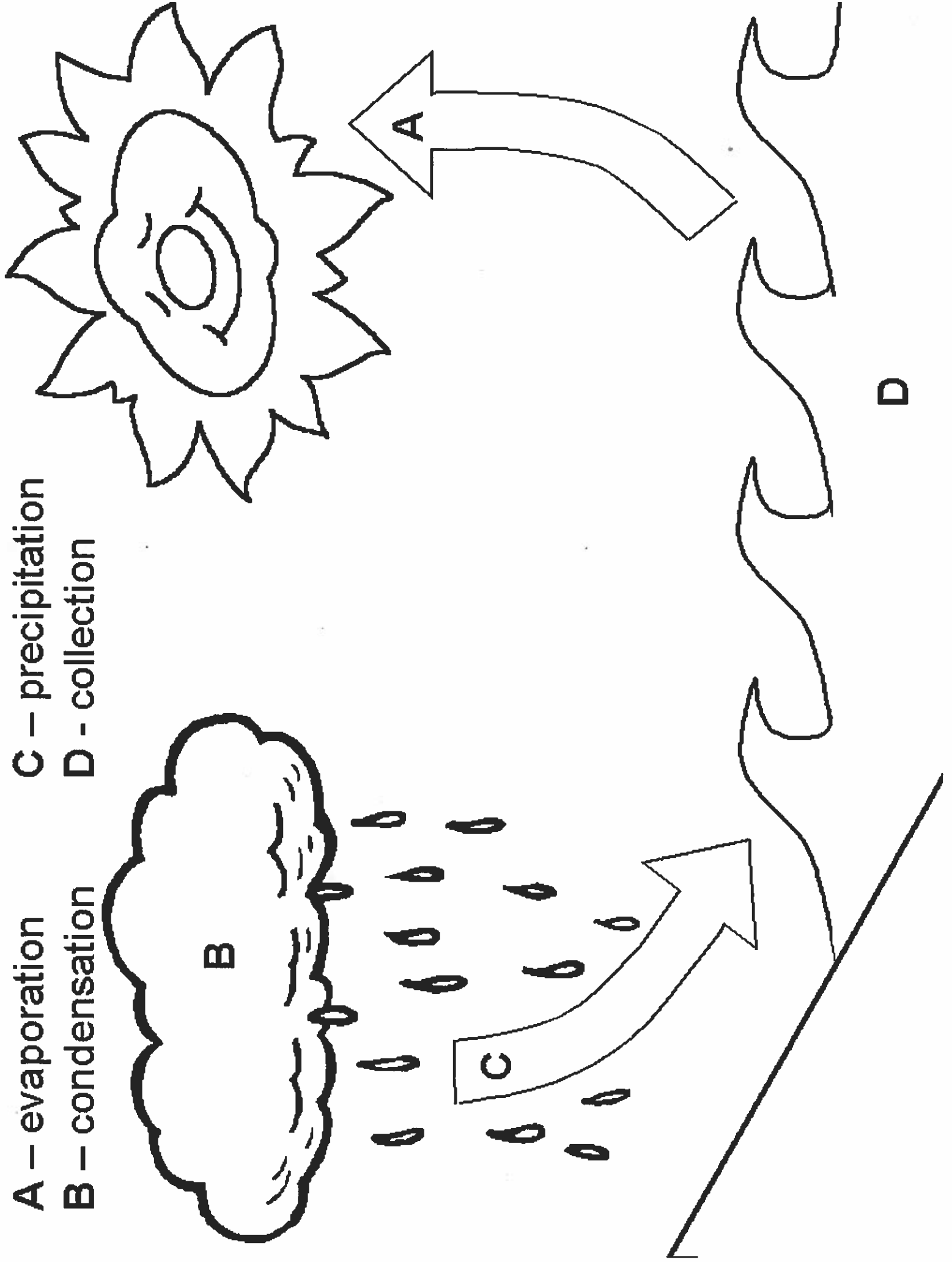
If you continue the condensation experiment long enough, so much water will condense on the book that it won't be able to hold it all. At that point, water will start dripping down from the book and you've created precipitation!

Collection



When water falls back to earth as precipitation, it may fall back in the oceans, lakes or rivers or it may end up on land. When it ends up on land, it will either soak into the earth and become part of the “ground water” that plants and animals use to drink or it may run over the soil and collect in the oceans, lakes or rivers where the cycle starts all over again.

A - evaporation
B - condensation
C - precipitation
D - collection



A – evaporation
B – condensation
C – precipitation
D – collection

